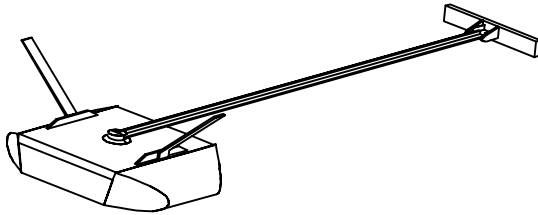
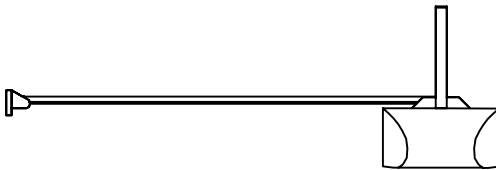


LiftMaster®

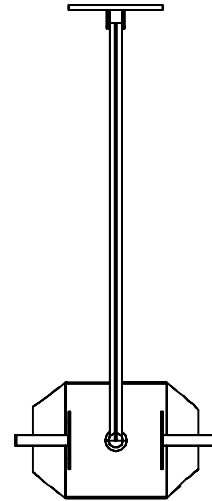
LIFTMASTER (CHAMBERLAIN GROUP, INC.)
845 LARCH AVE. N.
ELMHURST, IL 60126
TOLL FREE: 1-800-528-5880
PHONE: (630) 279-3600
FAX: (877) 528-7633
www.liftmaster.com



ISOMETRIC VIEW



SIDE VIEW

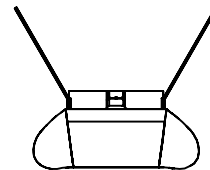


TOP VIEW

MATERIAL:
STEEL CHASSIS WITH SOLID-STEEL T RAIL AND STEEL TROLLEY.

SELECT DESIRED OPTIONAL ACCESSORIES:

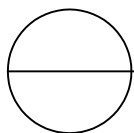
- WIRELESS KEYLESS ENTRY WITH SECURITY+ (MODEL 377LM)
- GARAGE DOOR OPEN/CLOSE MONITOR (MODEL 915LM)
- WIRELESS CONTROL PANEL (MODEL 378LM)
- LASER GARAGE PARKING ASSIST (MODEL 975LM)



FRONT VIEW

NOTES:

1. INSTALLATION TO BE COMPLETED IN ACCORDANCE WITH MANUFACTURERS SPECIFICATIONS.
2. DO NOT SCALE DRAWINGS.
3. SUGGESTED INSTALLATION FOR DIRT GROUND. THE MEASUREMENTS DEPEND ON THE TYPE OF GROUND. (IE., ASPHALT, CEMENT, DIRT) CHECK LOCAL BUILDING CODE BEFORE INSTALLATION.
4. CONTRACTORS NOTE: FOR PRODUCT AND COMPANY INFORMATION VISIT www.CADdetails.com/info REFERENCE NUMBER 2132-012



RESIDENTIAL GARAGE DOOR OPENERS

GDO - DC MOTOR BELT DRIVE WITH EVERCHARGE® STANDBY POWER SYSTEM (G38501P)