



Gear-Reduced Hoist Operator

Medium-Duty Door Operator



I.C./F.C.C. Certified

Customer _____

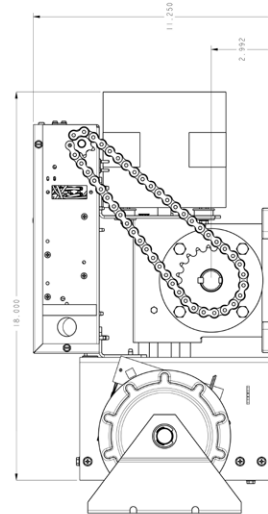
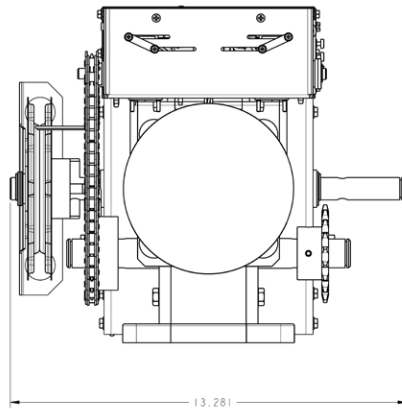
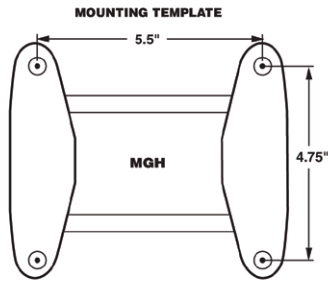
Project _____

Architect/Engineer _____

Contractor _____

Drawing Number _____ Date _____ Sheet _____ of _____

SHOP DRAWING



Specifications for Ordering

1) Supply _____ () LiftMaster Operator(s) Model _____

_____ HP, _____ Volts, _____ Phase, _____ Hertz _____

2) For _____ wide x _____ high door(s) with _____

3) Supply _____ () OPEN/CLOSE/STOP control station(s) in NEMA _____ enclosure per operator

4) Supply auxiliary and optional equipment as specified below (one per operator unless otherwise noted)

Additional Info

Notes:

- 1) Refer to Model MGH product data sheet for general information
- 2) Refer to drawing _____ for wiring diagram

MOTOR AMPERAGE RATING	
HORSE POWER	VOLTAGE - PHASE - 60HZ
1/2	6.5
3/4	7.4

Manufactured by:
The Chamberlain Group, Inc.
845 Larch Avenue • Elmhurst, Illinois 60126

For More Information:
call (800) 323-2276
visit www.liftmaster.com or
<http://specs.chamberlain.com/architectscorner>

©2008 The Chamberlain Group, Inc.

